




Drilling & Grouting Pump Crank Type: **BG** SERIES



MODEL	BG-2 (RO/LO)	BG-3C (RO/LO)	BG-4 (RO/LO)	BG-5C		BG-10C	
Type	Double Acting, Piston Type						
No. of Cylinder	1			1		2	
Discharge Volume	30 L/min	54 L/min	70 L/min	70 L/min	53 L/min	120 L/min	91 L/min
Discharge Pressure	1.0 MPa{10kgf-cm ² }	1.5 MPa{15kgf-cm ² }	1.5 MPa{15kgf-cm ² }	2.4 MPa{24kgf-cm ² }	3.1 MPa{32kgf-cm ² }	2.8 MPa{29kgf-cm ² }	3.7 MPa{38kgf-cm ² }
Piston Diameter	80 mm	70 mm	90 mm	*80 mm	70 mm	*80 mm	70 mm
Piston Stroke	20 mm	45 mm	45 mm	60 mm		60 mm	
Power	0.75kW/4P, 1PS	2.2kW/4P, 3PS	2.2kW/4P, 3PS	3.7kW/4P, 5PS		7.5kW/4P, 10PS	
Dimensions (L x W x H)	555 x 440 x 545 mm	678 x 450 x 569 mm	670 x 530 x 600 mm	1610 x 600 x 715 mm		1900 x 565 x 1015 mm	
Net Weight	48 kg	67 kg	85 kg	205 kg		370 kg	

Specifications: at 50Hz

* Standard Specifications: at 50Hz



MODEL	BG-15B		BG-20B		BG-30B		BG-40D	
Type	Double Acting, Piston Type							
No. of Cylinder	2		2					
Discharge Volume	200 L/min	157 L/min	300 L/min	217 L/min	450 L/min	350 L/min	550 L/min	410 L/min
Discharge Pressure	2.5MPa{25kgf-cm ² }	3.1MPa{32kgf-cm ² }	2.3MPa{23kgf-cm ² }	3.1MPa{32kgf-cm ² }	2.3MPa{23kgf-cm ² }	2.8MPa{29kgf-cm ² }	2.4MPa{24kgf-cm ² }	3.2MPa{33kgf-cm ² }
Piston Diameter	*90 mm	80 mm	*105 mm	90 mm	*130 mm	115 mm	*150 mm	130 mm
Piston Stroke	85 mm		105 mm		130 mm		130 mm	
Power	11kW/4P, 15PS		15kW/4P, 20PS		22kW/4P, 30PS		30kW/4P, 40PS	
Dimensions (L x W x H)	2130 x 1020 x 1155 mm		2400 x 700 x 1215 mm		2800 x 970 x 1470 mm		3300 x 1000 x 1600 mm	
Net Weight	685 kg		860 kg		1240 kg		2050 kg	

* Standard Specifications: at 50Hz